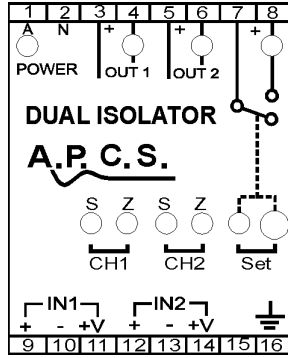


Inputs 21-24; dcV, mV, Bipolar, dcA DI739



All the input options specified on this document can be applied to IN1 (input 1) and IN2 (input 2).

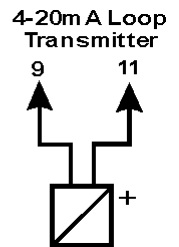
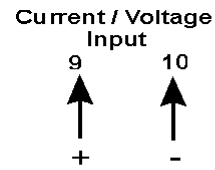
All input types for the DI937 can be mixed, for example IN1 could be 4-20mA while IN2 is thermocouple.

All pin number connections without brackets are for IN1 and while pin numbers with brackets are for (IN2).

Link Selectable Input [1] IN1 Only

The DI739 is a DSI732 with optional inputs, if two link selectable inputs are required then a DSI732 should be ordered.

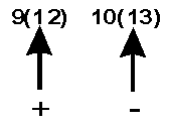
If the input current range is 4-20mA then the 24Vdc is also supplied on the +V terminal for loop-powered transmitters.



DC Voltage [21]

Input range: 200mV up to 2kV.
 Input impedance: > 1MΩ.
 Linearity and drift error: < 0.2% of range.

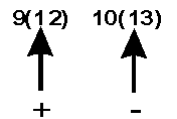
Required calibration range is factory configured.



Millivolt [22]

Input range: > 1mV
 Input impedance: > 1MΩ.
 Linearity and drift error: < 0.2% of range.

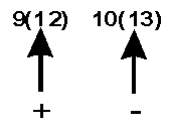
Required calibration range is factory configured.



Bipolar [23]

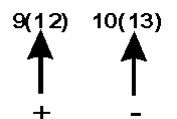
Input range bipolar: ±0.5mV to ±2kV
 Input impedance: > 1MΩ.
 Linearity and drift error: < 0.2% of range.

Required calibration range is factory configured.



DC current 10A max [24]

Required calibration range is factory configured..



In the interest of development and improvement, APCS reserve the right to amend, without notice, details contained in this publication. APCS will accept no legal liability for any errors, omissions or amendments.