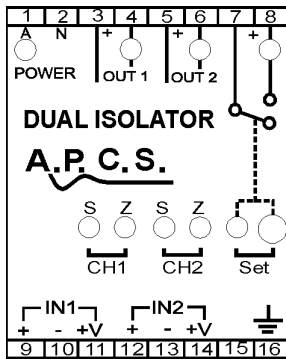


Inputs 39-42; Resistance, pH/OPR, Pot DI739



All the input options specified on this document can be applied to IN1 (input 1) and IN2 (input 2).

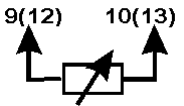
All input types for the DI937 can be mixed, for example IN1 could be 4-20mA while IN2 is thermocouple.

All pin number connections without brackets are for IN1 and while pin numbers with brackets are for (IN2).

Resistance - constant current excitation [39]

This input card consists of a precision current source adjustable by a 15-turn potentiometer located on the input card. A buffer amplifier is used to condition the input voltage to the uniform card output of 0 - 1V.

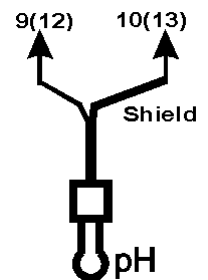
- Calibration accuracy: <0.5%.
- Linearity: <0.5%.
- Temperature drift error: <0.5% within operating range (not taking account of input lead resistance).
- Input range: 50Ω up to 10kΩ.
- Excitation current: 0.6mA max.



pH/ORP electrode [41]

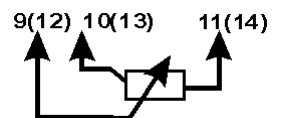
Accepts a wide variety of electrochemical sensors as input - pH, Redox (ORP) or selective-ion, specify the input range.

- Input impedance: $2.5 \times 10^{10}\Omega$
- Combined linearity and drift error: 0.5% of range



Potentiometer 3W voltage excited [42]

- Excitation voltage: 5.6V.



In the interest of development and improvement, APCS reserve the right to amend, without notice, details contained in this publication. APCS will accept no legal liability for any errors, omissions or amendments.